Job Name:

Type:

Part #:

Notes:

EPXELC-RG Series

Field-Switchable Red/Green LED Edge-Lit Thermoplastic Combo Exit Sign



DESCRIPTION: The EPXELC-RG series blends elegant edge-lit styling with fully adjustable recessed emergency LED lamp heads for a modern, low-profile design. It comes ready for ceiling, wall, or recessed mounting and includes both single- and double-face panels in one box. A simple switch allows you to select red or green lettering on-site, making installation easier while reducing inventory. Stylish, adaptable, and code-compliant, this all-in-one combo exit sign is ideal for commercial, retail, office, and institutional spaces delivering life-safety compliance with a sleek look. Ideal for offices, classrooms, corridors, and lobbies.

FEATURES & BENEFITS:

- Two fully adjustable 1.5W lamp heads providing 460 lumens in emergency mode
- Dual-Color Legend Panel: Comes with a single edge-lit acrylic panel with selectable red or green EXIT legends, allowing on-site customization to meet local code or aesthetic requirements
- Features a pivoting design for simple installation in any application, including surface and recessed wall, ceiling and sloped ceilings
- Surface and Recessed Mounting Options:
- Surface Mount: Includes a sleek mounting canopy for ceiling or wall surface installations
- Recessed Mount: Supplied with a recessed enclosure and adjustable hanger bars, enabling secure installation into T-bar grid or hard ceiling environments.
- Field-selectable directional chevrons
- UL Listed for Damp Locations
- California Energy Commission (CEC) compliant

SPECIFICATIONS:

Illumination: Long-li e high-intensity field-switchable red or green LEDs with 2 fully adjustable 1.5W LED lamp heads
Construction: Rugged, injection-molded UL 94 5VA flame retardant, high temperature thermoplastic housing.
Input: 120-277VAC, 50/60Hz
Battery: Maintenance-free LiFePO4 battery
Operating Temp: WB: 5°C to 50°C (41°F to 122°F)
Run Time: UL Listed 120 minute emergency run time, 24 hour recharge time
Mounting: Ceiling and wall surface mount or recessed mount
Finishes: White
Certifications: UL Listed for Damp Locations, NFPA 101, California Energy Commission (CEC) compliant

Warranty: Any component that fails due to a manufacturing defect is guaranteed for five years with a separate five year prorated warranty on the battery. The warranty does not cover physical damage, abuse or instances of uncontrollable natural forces.

CONFORMANCE TO CODES & STANDARDS: The EPXELC-RG Series is UL 924 Listed for Damp Locations. The series meets or exceeds the CEC and NEC requirements as well as NFPA 101. California Energy Commission (CEC) compliant.

Ceiling Mount

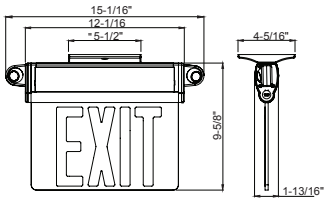

Wall Mount

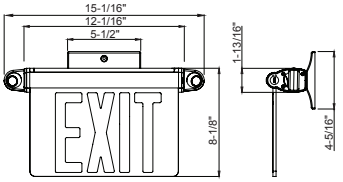

Recessed Mount

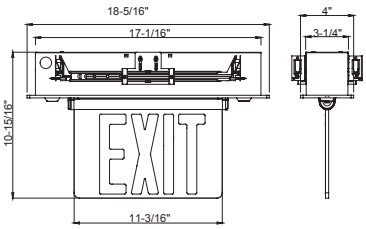

ELECTRICAL RATINGS

Model	LiFePO4 Battery	Brownout	Low Voltage Disconnect	Overload Disconnect	Short Circuit Disconnect	Solid State Transfer	Input				Output	
							VAC	Hz	mA	W	Lamp Heads	Lumen Output
EPXELC-RG-*-WH	3.2V, 3200 mAh	Yes	Yes	Yes	Yes	Yes	120-277	50/60	70	4.5	1.5W x 2	460lm
EPXELC-RG-*-WH-SDT	3.2V, 3200 mAh	Yes	Yes	Yes	Yes	Yes	120-277	50/60	70	4.5	1.5W x 2	460lm

2026.10

Office 215-512-7000 • Fax: 267-288-5604
www.EnvoyLighting.com

Specifications Subject to Change Without Prior Notice
© 2026, Envoy Lighting, Inc. ALL RIGHTS RESERVED

Job Name:

Type:

Part #:

Notes:

ORDERING INFORMATION **Example:** EPXELC-RG-S-WH-SDT

Series	**Mounting**	**Finish**	**Options** (Factory Installed)
EPXELC-RG[1]	R = Recessed Mount	WH = White	SDT = Self-test/Self-diagnostics
	S = Surface Mount		
		Accessories[2] (Field installed, order as separate line item)	
		EPEN1-KIT[3] = 1' Pendant Mount Kit	
Notes		EPEN2-KIT[3] = 2' Pendant Mount Kit	
[1] Includes (1) single-face clear and (1) double-face mirrored panel		ERG-SC = Single Clear Panel for Red/Green Switchable Edgelit EXIT and Combos	
[2] Order as separate line item		ERG-SM = Single Mirror Panel for Red/Green Switchable Edgelit EXIT and Combos	
[3] For use with surface mount fixtures only		ERG-DM = Double Face Mirror Panel for Red/Green Switchable Edgelit EXIT and Combos	

CONSTRUCTION : Injection-molded enclosure constructed of UV-stabilized, UL 94 5VA flame-retardant, high-temperature, high-impact thermoplastic surface mount housing and a metal enclosure for recessed mounting. UV-stabilized ultra-clear acrylic edge-lit panel provides consistent, uniform illumination. Fixtures resist denting, peeling, scratching and corrosion.

Panels: Panels constructed of high quality clear acrylic for maximum light output. Exit letters are 6" high with a 3/4" stroke. Two configurations of panels are provided; single-face clear and double-face mirror. Units are supplied with field selectable directional chevrons for all configurations.

ILLUMINATION: High-output red or green LEDs provide superior brightness. LEDs are a maintenance-free solution.

EMERGENCY LAMPS: Two (2) fully adjustable 1.5W LED lamps.

ELECTRICAL
Inpu: 120-277VAC @ 50/60Hz

Lithium Phosphate (LiFePO4) Battery: LiFePO4 batteries are environmentally friendly as well as thermally and chemically stable which makes them one of the safest batteries to use.

Emergency: This Exit Serires will operate for a minimum of 120 minutes during a loss of power with a 24 hour maximum recharge time for the battery.

Test Button: The test button is easy to locate and provides manual verification of the transfer circuit and emergency lamps.

INSTALLATION: Installs in minutes with easy-to-read instructions and detailed diagrams. No special hardware or tools necessary. Internally housed components and battery.

OPTIONS
Guardian SDT Self-test/Self-diagnostics: The Guardian bi-color circuit is factory preset; without any field adjustments needed. It continuously monitors the performance condition of the AC power, battery supply, and charging circuitry.

The intent of this option is to provide visual signaling to identify fault at the Exit. Fault indicators are as follows:

1. Green: On/Ready
   Blinking: Testing
2. Red: Service Alert
3. Service Alert LED Code (Red LED Lamp Indicator)

•	One blink, 4 sec pause	Battery is not connected
• •	Two blinks, 4 sec pause	Battery voltage too low
• •	Three blinks, 4 sec pause	Charger board circuit failure
• • •	Four blinks, 4 sec pause	Transfer function failure
• • • •	Five blinks, 4 sec pause	Integral lamp fault
• • • • • •	Seven blinks, 4 sec pause	LED strip failure

***NOTE:** After solving the fault of the emergency equipment, press the test button for two seconds without releasing to reset. LED indicator will show green.*

Self-testing/Self-diagnostics also has a manual test function, press test button as follows:

Press test button once	30 Second discharge test
Press test button twice within two seconds	3 Minute discharge test
Press test button three times within two seconds	30 Minute discharge test
Press test button four times within two seconds	90 Minute discharge test

ON-CENTER SPACING (Multiple units mounted at a typical 7.5 foot height)

Model	**# of LED Lamps**	**3' Path, 6' Corridor**	**6' Path, 6' Corridor**
EPXELC-RG	2	**42'**	**40'**

We assume no responsibility for local requirements or specific project variables. This is a guideline to be used as a design aid, not as a guarantee of any code compliance.

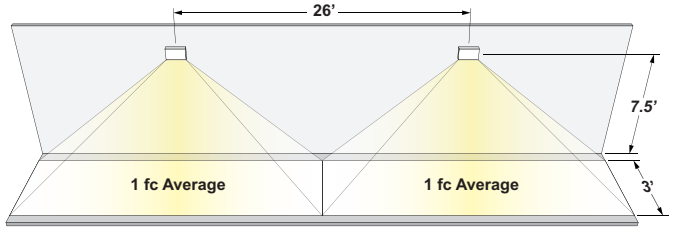

2026.10

Office 215-512-7000 • Fax: 267-288-5604
www.EnvoyLighting.com

Specifications Subject to Change Without Prior Notice
© 2026, Envoy Lighting, Inc. ALL RIGHTS RESERVED