

ECP30Q

EasyLED Reveal Small Round Canopy



The LEPG CP30Q Reveal Architectural Small Round Canopy is available in Type III or V distributions with two lens options designed to replace HID lighting systems up to 250w MH or HPS. Typical area lighting applications include retail centers, industrial parks, schools and universities, public transport and airports, office buildings and medical facilities. Mounting heights of 12 to 20 feet can be used based on light level and uniformity requirements.

Specifications and Features:

Housing: Die Cast Aluminum Housing, Integral Heat Sinking.

Listing & Ratings:

CSA: Listed for Wet Locations, ANSI/UL 1598, 8750; IP65

Finish: Black Powdercoat Finish Over a Chromate Conversion Coating. Custom Colors Available Upon Request.

Lens: Clear Polycarbonate or SoftLED LumaLens Opal Polycarbonate Vandal-Resistant Array Lens to Seal LED Array

Mounting Options: Included Easy-Hang Bracket Fits Standard 4" Electrical Box, Allowing One Person Installation.

EasyLED LED: Aluminum Boards

Wattage:

37w Array: 37w, System: 39w; (70-150w HID Equivalent)

65w Array: 65.1w, System: 68w; (150-250w HID Equivalent)

84w Array: 84w, System: 86w; (150-250w HID Equivalent)

Driver: Electronic Driver, 120-277V, 50/60Hz or 347-480V, 50/60Hz; Less Than 20% THD and PF>0.90. Standard Internal Surge Protection 6kV. 0-10V Dimming Standard for a Dimming Range of 100% to 10%; Dimming Source Current is 150 Microamps.

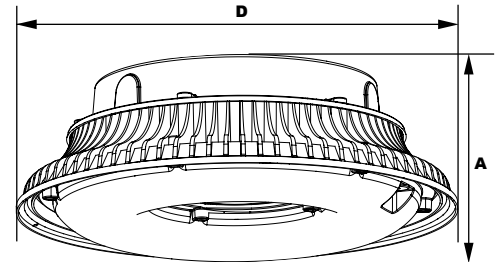
Controls: Fixtures Ordered with Factory-Installed Photocell or Motion Sensor Controls are Internally Wired for Switching and/or 1-10V Dimming Within the Housing. Remote Direct Wired Interface of 1-10V Dimming is Not Implied and May Not Be Available, Please Consult Factory. Fixtures are Tested with LEPG Controls and May Not Function Properly With Controls Supplied By Others. Fixtures are NOT Designed for Use with Line Voltage Dimmers.

Warranty: 5-Year Warranty for -40°C to +50°C Environment.



Dimensions

Height (A)	5½" (142mm)
Diameter (D)	16½" (411mm)



Order Information

Model	Optics	Wattage	Driver	CCT	Lens	Color	Options
Model ECP30Q= EasyLED Reveal Small Round Canopy	Optics C=Type III F=Type V	Wattage 1X37=37w 1X65=65w 1X84=84w	Driver U=120-277V H=347-480V	CCT 3K=3000K* 4K=4000K 5K=5000K *84w Type V Only	Lens C=Clear Polycarbonate Array Lens L=SoftLED LumaLens Opal Polycarbonate Array Lens	Color B=Black C=Custom (Consult Factory)	Options SF=Single Fuse (120-277V Only) DF=Double Fuse (120-277V Only) SP=Surge Protection S2=Microwave Sensor with Dimming for Mounting Heights of 8 to 40'. (120-277V Only)

Accessories & Replacement Parts:



AS301S*

*Shown Mounted



P17117

Accessories (Order Separately, Field Installed)

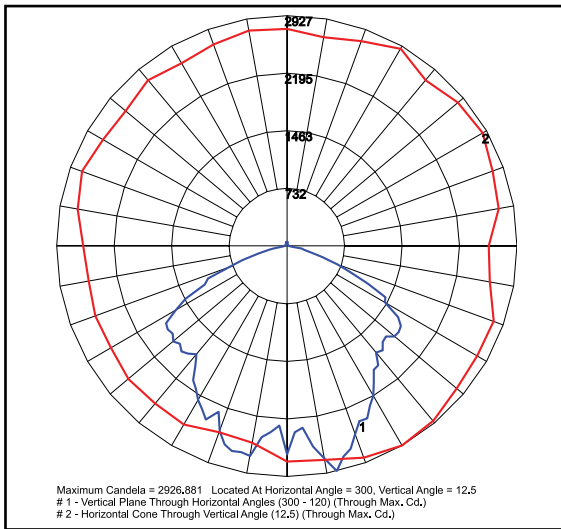
AS301S* Spun Aluminum Shade with Powdercoat Finish, Hardware Included

*Specify Color: B=Black, C=Custom (Consult Factory)

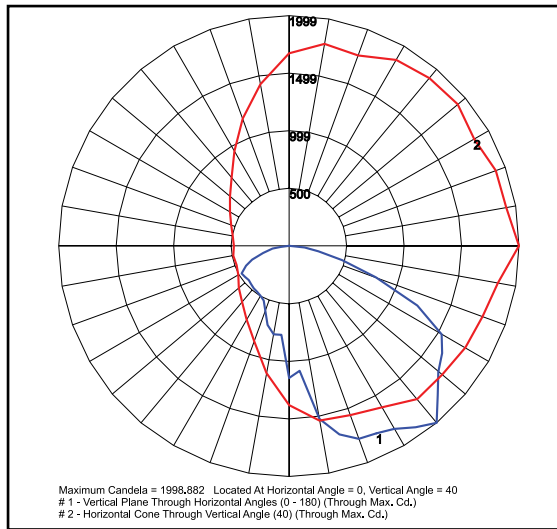
Replacement Parts (Order Separately, Field Installed)

P17117 Internal Microwave Sensor with Dimming for Mounting Heights of 8 to 40". 120-277VAC, 50/60Hz

Photometric Data



ECP30QF1X84U5KC - Clear
Prismatic Lens



ECP30QC1X65U5KC - Clear
Prismatic Lens

Photometric Performance

LED Board Watts	Drive Current (mA)	Input Watts	Optics	Spacing Criteria	5000 CCT 80 CRI		4000 CCT 80 CRI	
					Lumens	LPW	Lumens	LPW
EasyLED 37w	525	39	Type III Clear	2.14	3,228	83	3,107	80
EasyLED 65w		68	Type III Clear	2.14	5,671	83	5,458	80
EasyLED 84w		86	Type III Clear	2.14	7,067	82	6,802	79
	Type V Clear		1.24	7,887	92	7,216	84	

Projected Lumen Maintenance

Data shown for 5000 CCT			Compare to MH				
TM-21-11	Input Watts	Initial	25,000 Hrs	50,000 Hrs	100,000 Hrs	Calculated L70@ 25°C	
L70 Lumen Maintenance @ 25°C / 77°F	86	1.00	0.98	0.97	0.94	473,000	
TM-21-11	Input Watts	Initial	25,000 Hrs	50,000 Hrs	100,000 Hrs	Calculated L70@ 50°C	
L70 Lumen Maintenance @ 50°C / 122°F	86	1.00	0.97	0.95	0.90	290,000	
TM-21-11	Input Watts	Initial	25,000 Hrs	50,000 Hrs	100,000 Hrs	Calculated L80@ 40°C	
L80 Lumen Maintenance @ 40°C / 104°F	86	1.00	0.98	0.95	0.91	220,000	

NOTES:

- Projected per IESNA TM-21-11. Data references the extrapolated performance projections for the 525mA base model in a 25°C ambient, based on 10,000 hours of LED testing per IESNA LM-80-08.
- Compare to MH box indicates suggested Light Loss Factor (LLF) to be used when comparing to Metal Halide (MH) systems.