

ELEDMPALPRO50

50 Watt, Premium Multi-Purpose LED Area Luminaire



Standard

The ELEDMPALPRO series is a group of premium architectural LED area luminaires designed to illuminate parking areas, pathways, building facades, loading docks, and a wide variety of other large, general site lighting applications. Multiple mounting options make the ELEDMPALPRO a versatile luminaire for flood lighting, pole-, ground- and wall-mounted area lighting, and other outdoor lighting requirements.

Features

- Available in 3000k (warm white), 4000k (neutral white) and 5000k (cool white) color temperatures.*
- Long-life LEDs provide 295,000 hours of operation with at least 70% of initial lumen output (L70).**
- ELEDMPALPRO50 provides 5,717 lumens (117 lumens per watt, LPW) at 3000k; 5,778 lumens (118 LPW) at 4000k; and 5,793 lumens (118 LPW) at 5000k.*
- Standard optic provides an IES roadway type V distribution, or a 7V (vertical) x 7H (horizontal) NEMA floodlight distribution.
- Universal 120-277 AC voltage (50-60Hz) is standard.
- Power factor > 0.90.
- Total harmonic distortion < 20%.
- Color rendering index > 80.
- Optional glare shields (full & half) & wire guards are available.
- Die cast aluminum housing with durable, dark bronze powder coat finish—at least 2 mils thick on all surfaces—and a heat-resistant polycarbonate lens.
- Wireway enclosure is sealed with a water-tight, silicon rubber gasket.
- Effective projected areas (EPA's) are:
 - Front = 0.15 s.f. (knuckle) / 0.13 s.f. (yoke)
 - Side = 0.18 s.f. (knuckle) / 0.13 s.f. (yoke)
 - Face = 0.73 s.f. (knuckle) / 0.57 s.f. (yoke)
- Easy installation in new construction or retrofit applications.

* Contact factory for other color temperatures and lumen packages.

** L70 hours are IES TM-21-11 calculated hours.



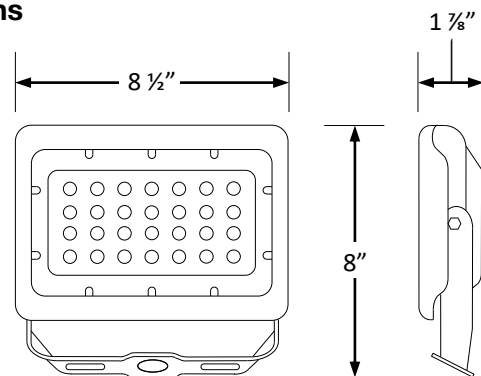
Warranty & Listings

- cULus listed for wet locations in ambient temperatures from -20° C to 45°C (-4°F to 113°F).
- IP66 rated for ingress protection.
- DLC premium approved.
- Rated for 3G vibration.
- Lens is IK 8 rated for protection from external impacts.
- Salt fog tested for 1,000 hours (ASTM B117). After salt fog testing, paint rated at 9 per ASTM D1654-05 scratch test.
- Complies with FCC Part 15, class B.
- Complies with EN61000-4-5, surge immunity protection (2kV).
- 5-year warranty of all electronics and housing.

Mounting Options

- Aluminum die-cast knuckle-mount option is installed on a junction box. Includes 1/2" NPS stem with locking nut.
- Yoke-mount option provides secure attachment to flat surfaces.

Dimensions



Weight: 3.6 lbs. (knuckle & yoke)

Ordering Information

Premium-performance multi-purpose area luminaire, 50 watt, knuckle mount, 3000k, full glare shield & wire guard

Product Number: ELEDMPALPRO50

LL:

LW:

L/W:

MO:

CT:

S&W:

Model	Luminaire Lumens	Luminaire Watts	Lumens Per Watt	Mounting Options	Color Temperature	Shields & Wire Guards (See Line Drawings)
ELEDMPALPRO50 07.2019	5,717	49	117	K = Knuckle Mount Y = Yoke Mount	3K = 3000k	ELEDMPALPRO50-FGS = Full Glare Shield, 50W
	5,778		118		4K = 4000k	ELEDMPALPRO50-HGS = Half Glare Shield, 50W
	5,793		118		5K = 5000k	ELEDMPALPRO50-WG = Wire Guard, 50W

Electrical Data

Model	Color Temperature	CRI ¹	Luminaire Lumens	Luminaire Watts	Lumens Per Watt	Input Voltage ²	Input Current (A)			Power Factor	THD ³	L70 Hours ⁴
							120V	240V	277V			
ELEDMPALPRO50-3K	3000k	> 80	5,717	49	117	120-277	0.41	0.20	0.18	> 90%	< 20%	295,000
ELEDMPALPRO50-4K	4000k	> 80	5,778	49	118	120-277	0.41	0.20	0.18	> 90%	< 20%	295,000
ELEDMPALPRO50-5K	5000k	> 80	5,793	49	118	120-277	0.41	0.20	0.18	> 90%	< 20%	295,000

¹ Color rendering index.

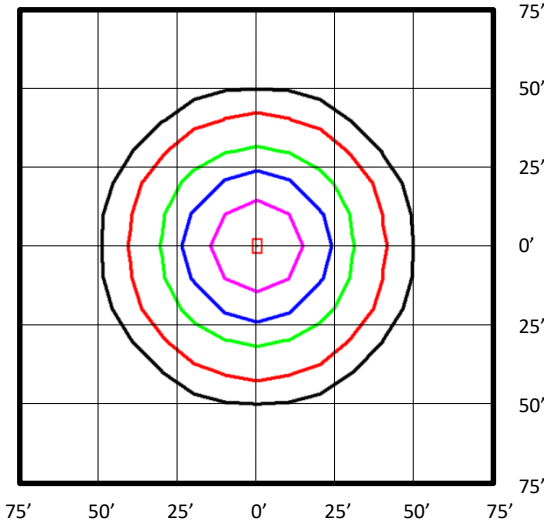
² All 50-60Hz.

³ Total harmonic distortion.

⁴ L70 refers to the number of hours at which lumen output declines to 70% of the initial level. L70 hours are IES TM-21-11 calculated hours.

Photometric Data

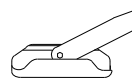
ELEDMPALPRO50-3K (5,717 Lumens, Type V Distribution)



Foot Candles

- 5.0
- 2.0
- 1.0
- 0.5
- 0.2
- 0.1

Luminaire Orientation:

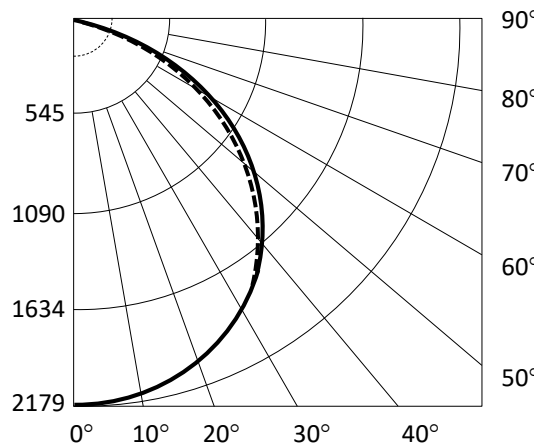


Notes:

- Isofootcandle plots depict initial footcandles at grade.
- Gridlines represent units of mounting height of 25 feet.

BUG Rating: B2-U0-G0

Zone	Lumens	%
FL - Front - Low (0-30)	856	15%
FM - Front - Medium (30-60)	1,606	28%
FH - Front - High (60-80) FVH	412	7%
- Front - Very High (80-90)	9	0%
Total Forward Light	2,883	50%
BL - Back - Low (0-30)	852	15%
BM - Back - Medium (30-60)	1,592	28%
BH - Back - High (60-80) BVH	383	7%
- Back - Very High (80-90)	7	0%
Total Back Light	2,834	50%
UL - Up Light - Low (90-100)	0	0%
UH - Up Light - High (100-180)	0	0%
Total Up Light	0	0%
Total Lumens	5,717	100%



NEMA Floodlight Type Data

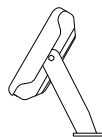
Field Angles:

- Horizontal 148°
- Vertical 149°

NEMA Type:

- Horizontal 7H
- Vertical 7V

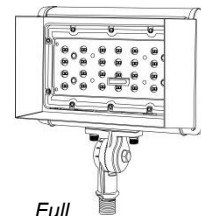
Luminaire Orientation:



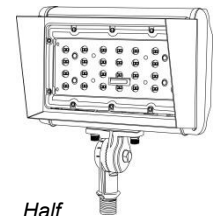
Maximum Candela = 2179

- Horizontal
- - - Vertical

Shields



Full



Half

Wire Guards

