

## EBOSFRL

EasyLED Square Bollard with LED Cone Reflector

### HOUSING

Extruded Aluminum Housing with Flush Mounting Base & Vandal-Resistant Screws, Flat Top, Powdercoat Finish Over a Chromate Conversion Coating, Internal Ballast Tray for Easy Maintenance.

### REFLECTOR

Specially Designed Aluminum Cone Reflector for LED

### LENS

Clear Polycarbonate Lens

### MOUNTING

Mounting kit with 8" anchor bolts (included).

### LUMAFIT LED

Array Lumens: 2,089  
 Delivered Lumens: 1,382  
 CRI: 83  
 CCT: 4000K, 5000K  
 Rated Life: 50,000 Hours  
 5-Year Warranty  
 Aluminum Boards

### WATTAGE

Array: 14.5w, System: 17w

### DRIVER

Electronic Driver, 120-277V, 50/60Hz  
 Dimmable Driver

### OPTIONS


Surge Protection  
 Battery Backup  
 Bollards Can Be Cut To Custom Lengths Upon Request  
 Custom Colors Available on Request

### WARRANTY & LISTINGS

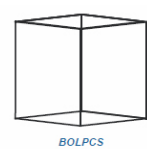
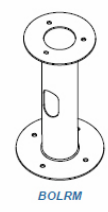
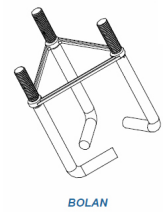
CSA: Listed for Wet Locations. IP65  
 Operating Temperatures: -40°C to +40°C

### ORDERING INFORMATION

## DIMENSIONS



## OPTIONS



CATALOG #	DESCRIPTION
BOLAN4	MOUNTING KIT, INCLUDES BRACKET & (3) 4" ANCHOR BOLTS
BOLAN8	MOUNTING KIT, INCLUDES BRACKET & (3) 8" ANCHOR BOLTS
BOLAN12	MOUNTING KIT, INCLUDES BRACKET & (3) 12" ANCHOR BOLTS
BOLAN15	MOUNTING KIT, INCLUDES BRACKET & (3) 15" ANCHOR BOLTS
BOLPC	REPLACEMENT POLYCARBONATE LENS
BOLRM	ROOT MOUNT KIT
3EBL120277	PROVIDES 90 MINUTES OF BACKUP POWER

MODEL	OPTICS	# OF ARRAYS	WATTAGE	BALLAST	CCT	COLOR	OPTIONS
EBOSFRL	F=Medium Beam Spread	1X=One	15=15W	U=120-277V	4K=4000K 5K=5000K	Z=BRONZE B=BLACK	SF=SINGLE FUSE DF=DOUBLE FUSE SP=SURGE PROTECTION