

## AKH15Q

AmberLED Mini Bentley Kitty Hawk Area, Wall and Flood Light



The LEPG AmberLED AKH15Q luminaire is available in two wattages with a wide choice of mounting configurations and an IES Type V distribution designed to replace HID lighting systems from 70w to 175w MH or HPS for wildlife or security applications requiring monochromatic AMBER light. LEDs operate between 585 and 595 nm, greater than 560nm required for wildlife protection. Typical applications include general area, parking, flood, security, and accent lighting for retail centers, industrial parks, schools and universities, public transit and airports, office buildings and medical facilities. Mounting heights of 10 to 20 feet can be used based on light level and uniformity requirements.

### Specifications and Features:

**Housing:** Die Cast Aluminum Housing and Front Frame, Integral Heat Sinking and Driver Compartment. Photocell Adaptable. Nickel-Plated Stainless Steel Hardware.

#### Listing & Ratings:

**CSA:** Listed for Wet Locations, ANSI/UL 1598, 8750; IP66 Sealed LED Compartment.

**Finish:** Textured Architectural Bronze Powdercoat Finish Over a Chromate Conversion Coating. Custom Colors Available Upon Request.

**Lens:** Tempered Clear Flat Glass Lens

**Mounting Options:** Mounts with Adjustable Knuckle, Kitty Hawk Arm, Adjustable Slipfitter, 2 $\frac{3}{8}$ " Diameter Mounting Arm Adapter, Yoke, Two-Piece Bracket or Easy Hang Wall Bracket (Factory Installed).

**AmberLED:** Aluminum Boards

#### Wattage:

22w: Array: 22w, System: 25.4w; (Up to 100w HID Equivalent.)

37w: Array: 37w, System: 38.2w; (Up to 175w HID Equivalent.)

**Driver:** Electronic Driver, 120-277V, 50/60Hz or 347V, 50/60Hz (37w Model Only); Less Than 20% THD and PF>0.90. Standard Internal Surge Protection is 2kV for 22w, 6kV for 37w. 0-10V Dimming Standard for a Dimming Range of 100% to 10%; Dimming Source Current is 150 Microamps.

**Controls:** Fixtures Ordered with Factory-Installed Photocell or Motion Sensor Controls are Internally Wired for Switching and/or 1-10V Dimming Within the Housing. Remote Direct Wired Interface of 1-10V Dimming is Not Implied and May Not Be Available, Please Consult Factory. Fixtures are Tested with LEPG Controls and May Not Function Properly With Controls Supplied By Others. Fixtures are NOT Designed for Use with Line Voltage Dimmers.

**Warranty:** 5-Year Warranty for -40°C to +50°C Environment.

### Order Information:



Shown with "KA" Kitty Hawk Arm Mounting Option.



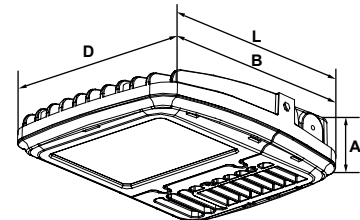
Shown with "EH" Easy-Hang Wall Bracket



Shown with "SF" Slipfitter Option.

### Dimensions

Width (D)	9 $\frac{1}{2}$ " (240mm)	
Length (B)	11 $\frac{1}{4}$ " (299mm)	Length with Mount (L)
Height (A)	3 $\frac{3}{8}$ " (92mm)	



**Kitty Hawk Arm (KA):** 16" (406mm)  
**Slipfitter (SF):** 15 $\frac{1}{2}$ " (394mm)  
**Mounting Arm Adapter (MA):** 16" (406mm)  
**Yoke (Y):** 14 $\frac{3}{4}$ " (375mm)  
**Bracket (BR):** 15 $\frac{1}{2}$ " (394mm)  
**Easy-Hang Wall Bracket (KHEH):** 12 $\frac{1}{4}$ " (324mm)  
**Knuckle (K):** 17 $\frac{1}{4}$ " (450mm)

Model	Optics/Beam	Wattage	Driver	CCT	Lens	Color	Mounting	Options
<b>AKH15Q</b>	F=Type V			<b>AM=Amber</b>	<b>C=Standard</b>			
<b>AKH15Q=</b> AmberLED Mini Bentley Kitty Hawk Area, Wall, and Flood Light	F=Type V/ NEMA 7H x 7V  See Page 3 for Distribution Information.	<b>1X22=22w</b> <b>1X37=37w</b>	<b>U=120-277V</b> <b>C=347V*</b>  *37w Model Only.	<b>AM=Amber</b>	<b>C=Standard</b> Clear Flat Glass Lens	<b>Z=Bronze</b> <b>C=Custom</b> (Consult Factory)	<b>KA=Kitty Hawk Arm</b> <b>SF= Slipfitter</b> <b>MA= Mounting Arm Adapter</b> <b>Y=Yoke</b> <b>BR=Two-Piece Swivel Bracket</b> <b>EH=Easy-Hang Wall Bracket</b> <b>K=1/2" NPS Knuckle</b> <b>NM=No Mount</b>	<b>SF=Single Fuse (120-277V Only)</b> <b>DF=Double Fuse (120-277V Only)</b> <b>SP=Surge Protection</b> <b>M1=Motion Sensor, IR for mounting heights of 20ft to 35ft</b> <b>M2=Motion Sensor, IR for mounting heights of 18ft or less</b> <b>PC1=Photocell, 120VAC</b> <b>PC3=Photocell, 120-277VAC</b> <b>P10=Pencil Photocell, 120VAC</b> <b>P12=Pencil Photocell, 277VAC</b> <b>P14=Pencil Photocell, 120-277VAC</b>

Job Name: \_\_\_\_\_

Type: \_\_\_\_\_

Part #: \_\_\_\_\_

Notes: \_\_\_\_\_

**Mounting Options:**



**AKH15Q with Kitty Hawk Arm (KA)**

Kitty Hawk Die-Cast Mounting Arm, Bronze Powdercoat Finish, Includes Hardware. Mounts Directly to Square Poles.



**AKH15Q with Pole Mounting Arm Adaptor (MA)**

Die-Cast Adaptor for 2 3/4" Horizontal Mounting Arms, Bronze Powdercoat Finish, Includes Hardware.



**AKH15Q with Yoke (Y)**

Stamped Heavy-Duty Steel Yoke, Bronze Powdercoat Finish, Includes Hardware.



**AKH15Q with "SF" External Mount Slipfitter (SF)**

External Mount Die-Cast Adjustable Slipfitter for 2 3/4" Tenons, Bronze Powdercoat Finish, Includes Hardware.



**AKH15Q with Two-Piece Swivel Bracket (BR)**

Two-Piece Stamped Steel Adjustable Bracket, Bronze Powdercoat Finish, Includes Hardware.



**AKH15Q with Easy-Hang Bracket (EH)**

Die-Cast Easy-Hang Wall Bracket, Bronze Powdercoat Finish, Includes Hardware.






**AKH15Q with Knuckle (K)**



Die-Cast Adjustable Knuckle with 1/2" NPS Threads, Bronze Powdercoat Finish.


**EPA (Effective Projected Area)**

**Shown with Small Kitty Hawk Arm mounting.**

Configuration	EPA (Sq. Ft.)	Weight (Lbs.)
 1	0.35	11 Lbs

Configuration	EPA (Sq. Ft.)	Weight (Lbs.)
 2@180° Mount	0.70	22 Lbs
 2@90° Mount	0.48	22 Lbs

Configuration	EPA (Sq. Ft.)	Weight (Lbs.)
 3@90° Mount	0.77	33 Lbs
 3@120° Mount	0.70	33 Lbs

Configuration	EPA (Sq. Ft.)	Weight (Lbs.)
 4@90° Mount	0.77	44 Lbs



**Mounting Accessories (Order Separately, Field Installed)**

KH20RPZ	Die-Cast Adaptor for 3" to 4" Round Poles, Bronze Powdercoat Finish. Use with KH25A Kitty Hawk Mounting Arm only.
KH20WMZ	Die-Cast Wall Mount Adaptor, Bronze Powdercoat Finish. Use with KH25A Kitty Hawk Mounting Arm only.
PTSB1SZ	Single Pole Tenon Spoke Bracket, 2 3/4" Horizontal Mounting Arm, Bronze Powdercoat Finish, Includes Hardware.
PTSB290SZ	Twin Pole Tenon Spoke Bracket, 2 3/4" Horizontal 90° Mounting Arms, Bronze Powdercoat Finish, Includes Hardware.
PTSB2180SZ	Twin Pole Tenon Spoke Bracket, 2 3/4" Horizontal 180° Mounting Arms, Bronze Powdercoat Finish, Includes Hardware.
PTSB390SZ*	Triple Pole Tenon Spoke Bracket, 2 3/4" Horizontal 90° Mounting Arms, Bronze Powdercoat Finish, Includes Hardware.
PTSB3120SZ*	Triple Pole Tenon Spoke Bracket, 2 3/4" Horizontal 120° Mounting Arms, Bronze Powdercoat Finish, Includes Hardware.
PTSB490SZ*	Quad Pole Tenon Spoke Bracket, 2 3/4" Horizontal 90° Mounting Arms, Bronze Powdercoat Finish, Includes Hardware.

\*Non-stock item. Consult factory for lead time.

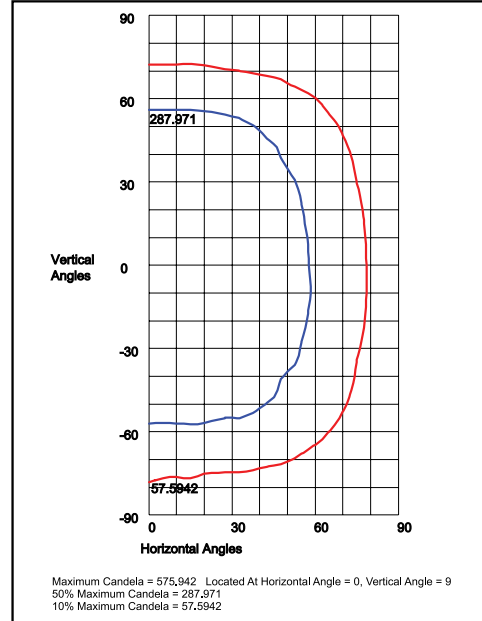
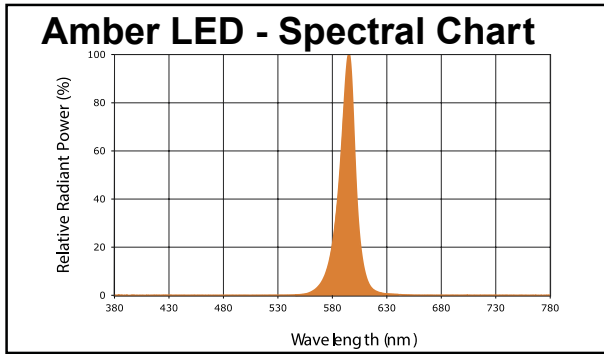
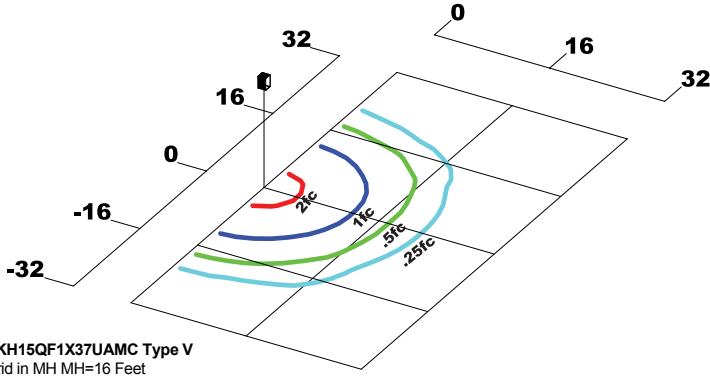
**Accessories (Order Separately, Field Installed)**

ACCHSG1Z	Die Cast Accessory Housing for Installing Sensors or Other Lighting Controls, Bronze Powdercoat Finish
KH15GSZ	Aluminum Glare/House Side Shield, Bronze Powdercoat Finish, Includes Hardware.
KH15WG	Wire Guard, Stainless Steel Construction, Includes Hardware.
KH15BFZ	Baffle, Aluminum with Bronze Powdercoat Finish.

**Replacement Parts (Order Separately, Field Installed)**

KH15GL	Tempered Clear Flat Glass Lens.
KH25AZ	Kitty Hawk Die-Cast Mounting Arm, Bronze Powdercoat Finish, Includes Hardware. Mounts Directly to Square Poles.
ALMAAZ	Die-Cast Adaptor for 2 3/4" Horizontal Mounting Arms, Bronze Powdercoat Finish, Includes Hardware.
KH15YZ	Stamped Heavy-Duty Steel Yoke, Bronze Powdercoat Finish, Includes Hardware.
FL73SFZX	External Mount Die-Cast Adjustable Slipfitter for 2 3/4" Tenons, Bronze Powdercoat Finish, Includes Hardware.
FL73BRZ	Two-Piece Stamped Steel Adjustable Bracket, Bronze Powdercoat Finish, Includes Hardware.
KHEHZ	Die-Cast Easy-Hang Wall Bracket, Bronze Powdercoat Finish, Includes Hardware.
FLSTZ	Die-Cast Adjustable Knuckle with 1/2" NPS Threads, Bronze Powdercoat Finish.
P18100	120VAC Photocell
P18103	120-277VAC Photocell
P18110	110-130V 120VAC Pencil Photocell
P18112	208-277V 240VAC Pencil Photocell
P18114	120-277V, 50/60Hz Pencil Photocell

**Photometric Data**



AKH15QF1X37UAMC  
110H x 110V, NEMA 7H x 7V

**Photometric Performance**

					Amber LEDs				
LED Board Watts	Drive Current (mA)	Input Watts		Optics	Lumens	LPW	B	U	G
AmberLED 22w	525	25	F	Type V	1,159	46	1	1	0
AmberLED 37w	525	38	F	Type V	1,738	46	1	2	0

					Amber LEDs	
LED Board Watts	Drive Current (mA)	Input Watts		Beam	Lumens	LPW
AmberLED 22w	525	25	F	110H x 110V, NEMA 7H x 7V	1,149	46
AmberLED 37w	525	38	F	110H x 110V, NEMA 7H x 7V	1,724	45

**Projected Lumen Maintenance**

Data shown for Amber LEDs			Compare to MH			
TM-21-11	Input Watts	Initial	25,000 Hrs	50,000 Hrs	100,000 Hrs	Calculated L70@ 25°C
L70 Lumen Maintenance @ 25°C / 77°F	25	1.00	0.98	0.97	0.93	429,000
L70 Lumen Maintenance @ 25°C / 77°F	38	1.00	0.98	0.95	0.91	320,000
TM-21-11	Input Watts	Initial	25,000 Hrs	50,000 Hrs	100,000 Hrs	Calculated L70@ 50°C
L70 Lumen Maintenance @ 50°C / 122°F	25	1.00	0.97	0.94	0.88	259,000
L70 Lumen Maintenance @ 50°C / 122°F	38	1.00	0.95	0.89	0.79	141,000
TM-21-11	Input Watts	Initial	25,000 Hrs	50,000 Hrs	100,000 Hrs	Calculated L80@ 40°C
L80 Lumen Maintenance @ 40°C / 104°F	25	1.00	0.97	0.95	0.90	195,000
L80 Lumen Maintenance @ 40°C / 104°F	38	1.00	0.96	0.93	0.85	134,000

NOTES:  
1. Projected per IESNA TM-21-11. Data references the extrapolated performance projections for the 525mA base model in a 25°C ambient, based on 10,000 hours of LED testing per IESNA LM-80-08.  
2. Compare to MH box indicates suggested Light Loss Factor (LLF) to be used when comparing to Metal Halide (MH) systems.