

AKH25Q

AmberLED Small Bentley Kitty Hawk Area, Wall, and Flood Light



The LEPG AmberLED AKH25Q luminaire is available with a wide choice of mounting configurations and an IES Type V distribution designed to replace HID lighting systems from 150w to 250w MH or HPS for wildlife or security applications requiring monochromatic AMBER light. LEDs operate between 585 and 595 nm, greater than 560nm required for wildlife protection. Typical applications include general area, parking, flood, security, and accent lighting for retail centers, industrial parks, schools and universities, public transit and airports, office buildings and medical facilities. Mounting heights of 14 to 25 feet can be used based on light level and uniformity requirements.

Specifications and Features:

Housing: Die Cast Aluminum Housing and Front Frame, Integral Heat Sinking and Driver Compartment. Photocell Adaptable. Nickel-Plated Stainless Steel Hardware.

Listing & Ratings:

CSA: Listed for Wet Locations, ANSI/UL 1598, 8750; IP66 Sealed LED Compartment.

Finish: Textured Architectural Bronze Powdercoat Finish Over a Chromate Conversion Coating. Custom Colors Available Upon Request.

Lens: Tempered Clear Flat Glass Lens

Mounting Options: Mounts with Kitty Hawk Arm, Adjustable Slipfitter, 2 3/8" Diameter Mounting Arm Adapter, Yoke, Two-Piece Bracket or Easy Hang Wall Bracket (Factory Installed).

AmberLED: Aluminum Boards

Wattage: 81w: Array: 80.5w, System: 86.6w; (150-250w HID Equivalent.) **Driver:** Electronic Driver, 120-277V, 50/60Hz or 347-480V, 50/60Hz; Less Than 20% THD and PF>0.90. Standard Internal Surge Protection 6kV. 0-10V Dimming Standard for a Dimming Range of 100% to 10%; Dimming Source Current is 150 Microamps.

Controls: Fixtures Ordered with Factory-Installed Photocell or Motion Sensor Controls are Internally Wired for Switching and/or 1-10V Dimming Within the Housing. Remote Direct Wired Interface of 1-10V Dimming is Not Implied and May Not Be Available, Please Consult Factory. Fixtures are Tested with LEPG Controls and May Not Function Properly With Controls Supplied By Others. Fixtures are NOT Designed for Use with Line Voltage Dimmers.

Warranty: 5-Year Warranty for -40°C to +50°C Environment.

Order Information:



Shown with "KA" Kitty Hawk Arm Mounting Option.



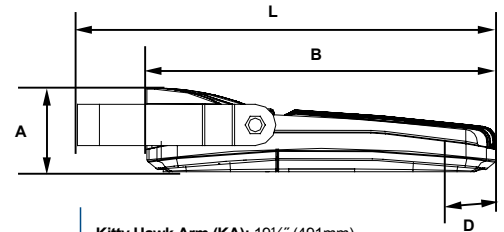
Shown with "EH" Easy-Hang Wall Bracket



Shown with "SF" Slipfitter Option.

Dimensions

Width (D)	1 3/8" (340mm)
Length (B)	15" (381mm)
Height (A)	3/8" (92mm)



Length with Mount (L)

- Kitty Hawk Arm (KA): 19 1/2" (491mm)
- Slipfitter (SF): 18 3/4" (476mm)
- Mounting Arm Adaptor (MA): 19 1/2" (486mm)
- Yoke (Y): 18" (457mm)
- Bracket (BR): 18 3/4" (476mm)
- Easy-Hang Wall Bracket (KHEH): 16" (406mm)

Model	Optics/Beam	Wattage	Driver	CCT	Lens	Color	Mounting	Options
AKH25Q	F=Type V/NEMA	1X81=81w		AM=Amber	C=Standard			
AKH25Q= AmberLED Small Bentley Kitty Hawk Area, Wall, and Flood Light	F=Type V/NEMA 7H x 7V See Page 3 for Distribution Information.	1X81=81w	U=120-277V H=347-480V	AM=Amber	C=Standard Clear Flat Glass Lens	Z=Bronze C=Custom (Consult Factory)	KA=Kitty Hawk Arm SF= Slipfitter MA= Mounting Arm Adapter Y=Yoke BR=Two-Piece Swivel Bracket EH=Easy-Hang Wall Bracket NM=No Mount	SF=Single Fuse (120-277V Only) DF=Double Fuse (120-277V Only) SP=Surge Protection M1=Motion Sensor, IR for mounting heights of 20ft to 35ft M2=Motion Sensor, IR for mounting heights of 18ft or less R3=3-Pin Twist Lock Photocell Receptacle R5=5-Pin Twist Lock Photocell Receptacle R7=7-Pin ANSI C136.41—2013 Twist Lock Photocell Receptacle S23=Internal Microwave Sensor with dimming for mounting heights of 25' or less. (120-277V Only) S43=Microwave On/Off Motion Sensor for Mounting Heights of 8' to 19', (120-277V Only)

Job Name: _____

Type: _____

Part #: _____

Notes: _____

Mounting Options:



AKH25Q with Kitty Hawk Arm (KA)

Kitty Hawk Die-Cast Mounting Arm, Bronze Powdercoat Finish, Includes Hardware. Mounts Directly to Square Poles.



AKH25Q with Pole Mounting Arm Adaptor (MA)

Die-Cast Adaptor for 2 1/4" Horizontal Mounting Arms, Bronze Powdercoat Finish, Includes Hardware.



AKH25Q with Yoke (Y)

Stamped Heavy-Duty Steel Yoke, Bronze Powdercoat Finish, Includes Hardware.



AKH25Q with "SF" External Mount Slipfitter (SF)

External Mount Die-Cast Adjustable Slipfitter for 2 1/4" Tenons, Bronze Powdercoat Finish, Includes Hardware.



AKH25Q with Two-Piece Swivel Bracket (BR)

Two-Piece Stamped Steel Adjustable Bracket, Bronze Powdercoat Finish, Includes Hardware.






AKH25Q with Easy-Hang Bracket (EH)



Die-Cast Easy-Hang Wall Bracket, Bronze Powdercoat Finish, Includes Hardware.


EPA (Effective Projected Area)

Shown with Small Kitty Hawk Arm mounting.

Configuration	EPA (Sq. Ft.)	Weight (Lbs.)
 1	0.60	15 Lbs

Configuration	EPA (Sq. Ft.)	Weight (Lbs.)
 2@180° Mount	1.20	30 Lbs
 2@90° Mount	0.82	30 Lbs

Configuration	EPA (Sq. Ft.)	Weight (Lbs.)
 3@90° Mount	1.32	45 Lbs
 3@120° Mount	1.20	45 Lbs

Configuration	EPA (Sq. Ft.)	Weight (Lbs.)
 4@90° Mount	1.32	60 Lbs

Accessories & Replacement Parts:



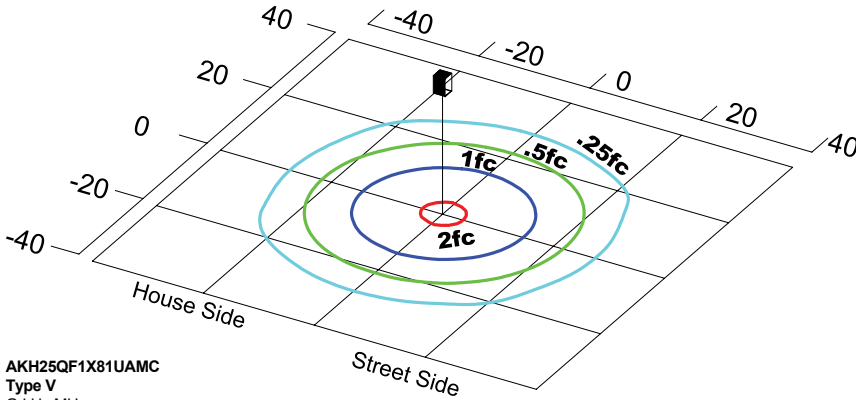
Mounting Accessories (Order Separately, Field Installed)	
KH20RPZ	Die-Cast Adaptor for 3" to 4" Round Poles, Bronze Powdercoat Finish. Use with KH25A Kitty Hawk Mounting Arm only.
KH20WMZ	Die-Cast Wall Mount Adaptor, Bronze Powdercoat Finish. Use with KH25A Kitty Hawk Mounting Arm only.
PTSB1SZ	Single Pole Tenon Spoke Bracket, 2 1/4" Horizontal Mounting Arm, Bronze Powdercoat Finish, Includes Hardware.
PTSB290SZ	Twin Pole Tenon Spoke Bracket, 2 1/4" Horizontal 90° Mounting Arms, Bronze Powdercoat Finish, Includes Hardware.
PTSB2180SZ	Twin Pole Tenon Spoke Bracket, 2 1/4" Horizontal 180° Mounting Arms, Bronze Powdercoat Finish, Includes Hardware.
PTSB390SZ	Triple Pole Tenon Spoke Bracket, 2 1/4" Horizontal 90° Mounting Arms, Bronze Powdercoat Finish, Includes Hardware.
PTSB3120SZ*	Triple Pole Tenon Spoke Bracket, 2 1/4" Horizontal 120° Mounting Arms, Bronze Powdercoat Finish, Includes Hardware.
PTSB490SZ*	Quad Pole Tenon Spoke Bracket, 2 1/4" Horizontal 90° Mounting Arms, Bronze Powdercoat Finish, Includes Hardware.

*Non-stock item. Consult factory for lead time.

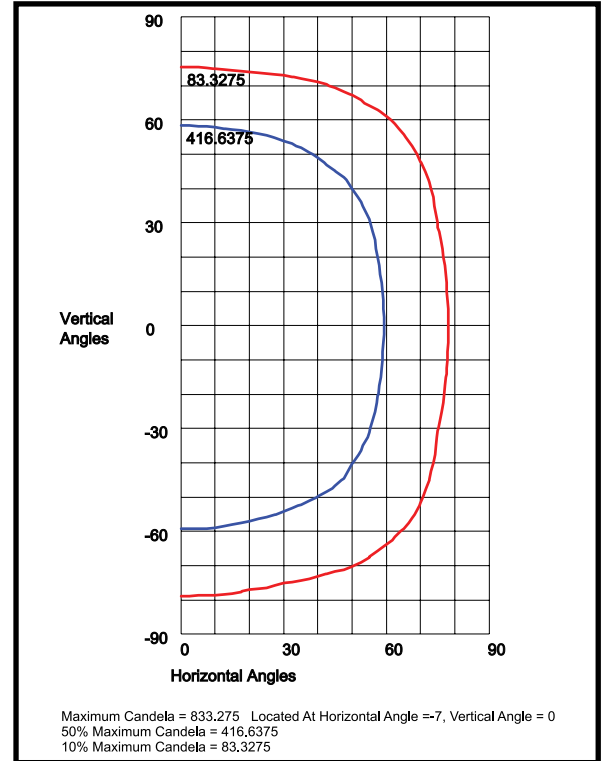
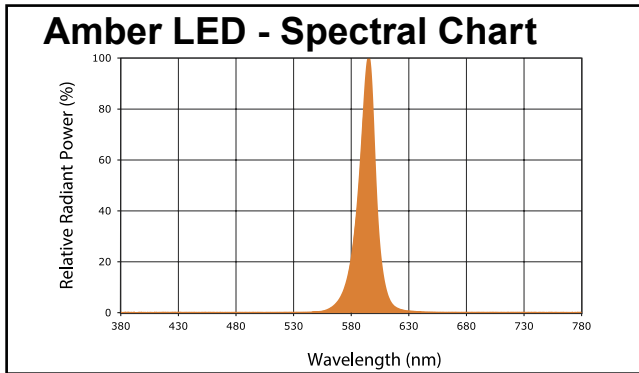
Accessories (Order Separately, Field Installed)	
P18131	Twist Lock Non-Shorting (Open) Cap Disconnects Service to Fixture for Temporary or Permanent Disabling (Fixture Always Off). IP65, 480V Maximum.
P18132	Twist Lock Shorting Cap Provides Fixed Service to Fixture (Fixture Always on). IP65, Rated Load 7200w Tungsten.
P18140	110-120VAC Instant Twist Lock Photocell
P18150	120VAC Time Delay Twist Lock Photocell
P18152	277VAC Time Delay Twist Lock Photocell
P18156	120-277VAC Universal Twist Lock Photocell
P18157	480VAC Time Delay Twist Lock Photocell. For 480V use only.
ACCHSG1Z	Die Cast Accessory Housing for Installing Sensors or Other Lighting Controls, Bronze Powdercoat Finish
KH25GSZ	Aluminum Glare/House Side Shield, Bronze Powdercoat Finish, Includes Hardware.
KH25WG	Wire Guard, Stainless Steel Construction, Includes Hardware.
KH25BFZ	Baffle, Aluminum with Bronze Powdercoat Finish
ACCHSG3	Bronze Polycarbonate Housing for Installing Sensors, Includes Sensor Bracket and Gasket.

Replacement Parts (Order Separately, Field Installed)	
KH25GL	Tempered Clear Flat Glass Lens.
KH25AZ	Kitty Hawk Die-Cast Mounting Arm, Bronze Powdercoat Finish, Includes Hardware. Mounts Directly to Square Poles.
ALMAAZ	Die-Cast Adaptor for 2 1/4" Horizontal Mounting Arms, Bronze Powdercoat Finish, Includes Hardware.
KH25YZ	Stamped Heavy-Duty Steel Yoke, Bronze Powdercoat Finish, Includes Hardware.
FL73SFXZ	External Mount Die-Cast Adjustable Slipfitter for 2 1/4" Tenons, Bronze Powdercoat Finish, Includes Hardware.
FL73BRZ	Two-Piece Stamped Steel Adjustable Bracket, Bronze Powdercoat Finish, Includes Hardware.
KHEHZ	Die-Cast Easy-Hang Wall Bracket, Bronze Powdercoat Finish, Includes Hardware.
P17117	Internal Microwave Sensor with Dimming, 120-277VAC, 50/60Hz. See P17117 Specification Page for Details.
P17123	Internally Mounted Microwave On/Off Motion Sensor for Mounting Heights of 8' to 19', 120-277VAC, 50/60Hz

Photometric Data



AKH25QF1X81UAMC
Type V
Grid in MH
MH=20 Feet



AKH25QF1X81UAMC
120H x 120V, NEMA 7H x 7V

Photometric Performance

LED Board Watts	Drive Current (mA)	Input Watts	Optics	Amber LEDs				
				Lumens	LPW	B	U	G
AmberLED 81w	525	82	F Type V	2,607	32	1	2	0

LED Board Watts	Drive Current (mA)	Input Watts	Beam	Amber LEDs	
				Lumens	LPW
AmberLED 81w	525	82	F 120H x 120V, NEMA 7H x 7V	2,587	32

Projected Lumen Maintenance

Data shown for Amber LEDs			Compare to MH				
TM-21-11	Input Watts	Initial	25,000 Hrs	50,000 Hrs	100,000 Hrs	Calculated L70@ 25°C	
L70 Lumen Maintenance @ 25°C / 77°F	82	1.00	0.98	0.97	0.93	429,000	
TM-21-11	Input Watts	Initial	25,000 Hrs	50,000 Hrs	100,000 Hrs	Calculated L70@ 50°C	
L70 Lumen Maintenance @ 50°C / 122°F	82	1.00	0.97	0.94	0.88	259,000	
TM-21-11	Input Watts	Initial	25,000 Hrs	50,000 Hrs	100,000 Hrs	Calculated L80@ 40°C	
L80 Lumen Maintenance @ 40°C / 104°F	82	1.00	0.97	0.95	0.90	195,000	

NOTES:

1. Projected per IESNA TM-21-11. Data references the extrapolated performance projections for the 525mA base model in a 25°C ambient, based on 10,000 hours of LED testing per IESNA LM-80-08.
2. Compare to MH box indicates suggested Light Loss Factor (LLF) to be used when comparing to Metal Halide (MH) systems.