

APF71Q

AmberLED Up or Down Turbine LED Wall Cylinder



The LEPG APF71Q AmberLED Reveal Architectural Enclosed Small Round Post Top is available in a Type V distribution designed to replace HID lighting systems up to 250w MH or HPS for wildlife or security applications requiring monochromatic AMBER light. LEDs operate between 585 and 595 nm, greater than 560nm required for wildlife protection. The fixture mounts to a pole top tenon. Typical area lighting applications include parking areas, walkways, and street lighting applications. Mounting heights of 12 to 20 feet can be used based on light level and uniformity requirements.

Specifications and Features:

Housing: Die Cast Aluminum Housing, Integral Heat Sinking. Photocell Adaptable.

Listing & Ratings:

CSA: Listed for Wet Locations, ANSI/UL 1598, 8750; IP66 Sealed LED Compartment.

Finish: Textured Architectural Bronze or Black Powdercoat Finish Over a Chromate Conversion Coating. Custom Colors Available Upon Request.

Lens: Clear Polycarbonate Array Lens to Seal LED Array. Prismatic Clear Polycarbonate Vandal-Resistant Outer Conical Lens

Mounting Options: Accommodates "P3" 2 7/8" O.D. x 3" Tenons
AmberLED: Aluminum Boards

Wattage: 78w Array: 77.6w, System: 82w; (150-250w HID Equivalent.)

Driver: Electronic Driver, 120-277V, 50/60Hz; Less Than 20% THD and PF>0.90. Standard Internal Surge Protection 6kV. 0-10V Dimming Standard for a Dimming Range of 100% to 10%; Dimming Source Current is 150 Microamps.

Controls: Fixtures Ordered with Factory-Installed Photocell or Motion Sensor Controls are Internally Wired for Switching and/or 1-10V Dimming Within the Housing. Remote Direct Wired Interface of 1-10V Dimming is Not Implied and May Not Be Available, Please Consult Factory. Fixtures are Tested with LEPG Controls and May Not Function Properly With Controls Supplied By Others. Fixtures are NOT Designed for Use with Line Voltage Dimmers.

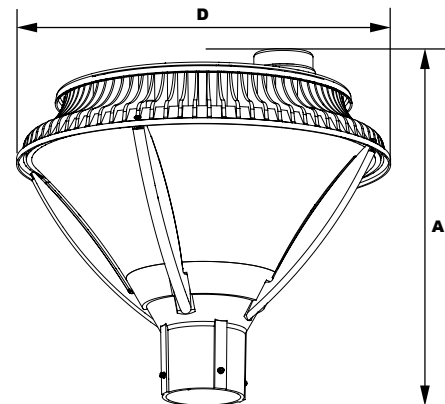
Warranty: 5-Year Warranty for -40°C to +50°C Environment.

Order Information:



Dimensions

Diameter (D) | 16 1/8" (411mm)
Height (A) | 14 7/8" (378mm)



Model	Optics	Wattage	Driver	CCT	Lens	Color	Options
APF71Q	F=Type V	1X78=78w	U=120-277V	AM=Amber	C=Clear Polycarbonate Outer Conical Lens	Z=Bronze B=Black C=Custom (Consult Factory)	SF=Single Fuse (120-277V Only) DF=Double Fuse (120-277V Only) SP=Surge Protection R3=3-Pin Twist Lock Photocell Receptacle R5=5-Pin Twist Lock Photocell Receptacle R7=7-Pin ANSI C136.41—2013 Twist Lock Photocell Receptacle S2=Microwave Sensor with Dimming for Mounting Heights of 8 to 40'. (120-277V Only) S4=Microwave On/Off Motion Sensor for Mounting Heights of 8' to 19'. (120-277V Only)
APF71Q= AmberLED Reveal Enclosed Small Round Post Top	F=Type V	1X78=78w	U=120-277V	AM=Amber	C=Clear Polycarbonate Outer Conical Lens		

Accessories & Replacement Parts:



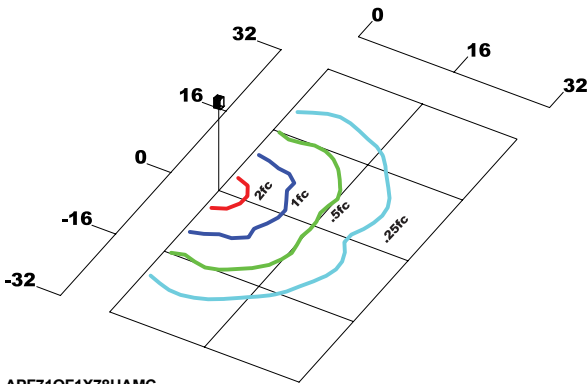
**Accessories
(Order Separately, Field Installed)**

P18131	Twist Lock Non-Shorting (Open) Cap Disconnects Service to Fixture for Temporary or Permanent Disabling (Fixture Always Off). IP65, 480V Maximum.
P18132	Twist Lock Shorting Cap Provides Fixed Service to Fixture (Fixture Always on). IP65, Rated Load 7200w Tungsten.
P18140	110-120VAC Instant Twist Lock Photocell
P18150	120VAC Time Delay Twist Lock Photocell
P18152	277VAC Time Delay Twist Lock Photocell
P18156	120-277VAC Universal Twist Lock Photocell
P18157	480VAC Time Delay Twist Lock Photocell. For 480V use only.

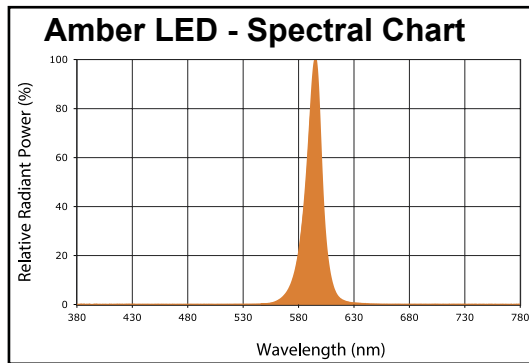
**Replacement Parts
(Order Separately, Field Installed)**

PF70PC	Clear Polycarbonate Outer Conical Lens.
P17117	Internal Microwave Sensor with Dimming for Mounting Heights of 8 to 40'. 120-277VAC, 50/60Hz
P17123	Internally Mounted Microwave On/Off Motion Sensor for Mounting Heights of 8' to 19', 120-277VAC, 50/60Hz

Photometric Data



APF71QF1X78UAMC
Type V
Grid in MH
MH=16 Feet



EPA (Effective Projected Area)

EPA (Sq. Ft.)	Weight (Lbs.)
0.68	14 Lbs

Photometric Performance

LED Board Watts	Drive Current (mA)	Input Watts	Optics	Amber LEDs				
				Lumens	LPW	B	U	G
AmberLED 78w	525	82	Type V Clear	1,717	21	1	1	0

Projected Lumen Maintenance

Data shown for Amber LEDs			Compare to MH				
TM-21-11	Input Watts	Initial	25,000 Hrs	50,000 Hrs	100,000 Hrs	Calculated L70@ 25°C	
L70 Lumen Maintenance @ 25°C / 77°F	82	1.00	0.98	0.97	0.94	473,000	
TM-21-11	Input Watts	Initial	25,000 Hrs	50,000 Hrs	100,000 Hrs	Calculated L70@ 50°C	
L70 Lumen Maintenance @ 50°C / 122°F	82	1.00	0.97	0.95	0.90	290,000	
TM-21-11	Input Watts	Initial	25,000 Hrs	50,000 Hrs	100,000 Hrs	Calculated L80@ 40°C	
L80 Lumen Maintenance @ 40°C / 104°F	82	1.00	0.98	0.95	0.91	220,000	

- NOTES:
 1. Projected per IESNA TM-21-11. Data references the extrapolated performance projections for the 525mA base model in a 25°C ambient, based on 10,000 hours of LED testing per IESNA LM-80-08.
 2. Compare to MH box indicates suggested Light Loss Factor (LLF) to be used when comparing to Metal Halide (MH) systems.