

## AAFR31Q & AAFR32Q

EasyLED Aeroform Round Post Tops



The LEPG AAFR31Q & AAFR32Q Aeroform Architectural Open Round Post Tops are available in Type II, III, IV or V distributions designed to replace HID lighting systems up to 400w MH or HPS. The fixture mounts to a pole top tenon. Typical area lighting applications include parking areas, walkways, and street lighting applications. Mounting heights of 12 to 30 feet can be used based on light level and uniformity requirements.

### SPECIFICATIONS & FEATURES:

**Housing:** Die Cast and Sand Cast Aluminum Housing, Integral Heat Sinking. Photocell Adaptable.

**Listing & Ratings:** CSA: Listed for Wet Locations, ANSI/UL 1598, 8750; IP66 Sealed LED Compartment.

**Finish:** Black Powdercoat Finish Over a Chromate Conversion Coating. Custom Colors Available Upon Request.

**Lens:** Clear Polycarbonate Vandal-Resistant Array Lens with Integral Optics. Gasketed to Seal LED Array

**Mounting:** Accommodates "P3" 2 7/8" O.D. x 3" Tenons

**EasyLED LED:** Aluminum Boards

### Wattage:

37w Array: 37w, System: 41w; (70-150w HID Equivalent)  
 65w Array: 65.3w, System: 72w; (150-250w HID Equivalent)  
 100w Array: 100w, System: 111w; (150-250w HID Equivalent)  
 140w Array: 139.9w, System: 156w; (250-400w HID Equivalent)

**Driver:** Electronic Driver, 120-277V, 50/60Hz or 347-480V, 50/60Hz; Less Than 20% THD and PF>0.90. Standard Internal Surge Protection 6kV. 0-10V Dimming Standard for a Dimming Range of 100% to 10%; Dimming Source Current is 150 Microamps.

**Controls:** Fixtures Ordered with Factory-Installed Photocell or Motion Sensor Controls are Internally Wired for Switching and/or 1-10V Dimming Within the Housing. Remote Direct Wired Interface of 1-10V Dimming is Not Implied and May Not Be Available, Please Consult Factory. Fixtures are Tested with LEPG Controls and May Not Function Properly With Controls Supplied By Others. Fixtures are NOT Designed for Use with Line Voltage Dimmers.

**Warranty:** 5-Year Warranty for -40°C to +50°C Environment

### ORDERING INFORMATION:

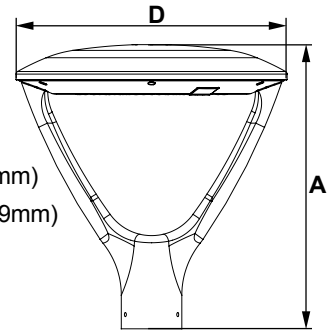
Model	Optics	Wattage	Driver	CCT	Lens	Color	Options
<b>AAFR31Q</b> =EasyLED Aeroform Single Arm Open Round Post Top	<b>B</b> =Type II <b>C</b> =Type III <b>D</b> =Type IV <b>F</b> =Type V	<b>1X37</b> =37w <b>1X65</b> =65w <b>1X100</b> =100w <b>1X140</b> =140w	<b>U</b> =120-277V <b>H</b> =347-480V	<b>3K</b> =3000K* <b>4K</b> =4000K <b>5K</b> =5000K	<b>C</b> =Clear Polycarbonate Array Lens	<b>B</b> =Black <b>C</b> =Custom (Consult Factory)	<b>SF</b> =Single Fuse (120-277V Only) <b>DF</b> =Double Fuse (120-277V Only) <b>SP</b> =Surge Protection <b>R3</b> =3-Pin Twist Lock Photocell Receptacle <b>R5</b> =5-Pin Twist Lock Photocell Receptacle <b>R7</b> =7-Pin ANSI C136.41—2013 Twist Lock Photocell Receptacle <b>S2</b> =Microwave Sensor with Dimming for Mounting Heights of 8 to 40'. (120-277V Only) <b>S4</b> =Microwave On/Off Motion Sensor for Mounting Heights of 8' to 19'. (120-277V Only)
<b>AAFR32Q</b> =EasyLED Aeroform Dual Arm Open Round Post Top				*37 and 65w Only			



**AAFR31Q**  
EasyLED Aeroform  
Single Arm Open  
Round Post Top



**AAFR32Q**  
EasyLED Aeroform  
Dual Arm Open  
Round Post Top



### Dimensions:

**Diameter (D)** 18" (457mm)  
**Height (A)** 18 3/4" (479mm)

**Accessories & Replacement Parts:**



**Accessories  
(Order Separately, Field Installed)**

P18131	Twist Lock Non-Shorting (Open) Cap Disconnects Service to Fixture for Temporary or Permanent Dis-abling (Fixture Always Off). IP65, 480V Maximum.
P18132	Twist Lock Shorting Cap Provides Fixed Service to Fixture (Fixture Always on). IP65, Rated Load 7200w Tungsten.
P18140	110-120VAC Instant Twist Lock Photocell
P18150	120VAC Time Delay Twist Lock Photocell
P18152	277VAC Time Delay Twist Lock Photocell
P18156	120-277VAC Universal Twist Lock Photocell
P18157	480VAC Time Delay Twist Lock Photocell. For 480V use only.

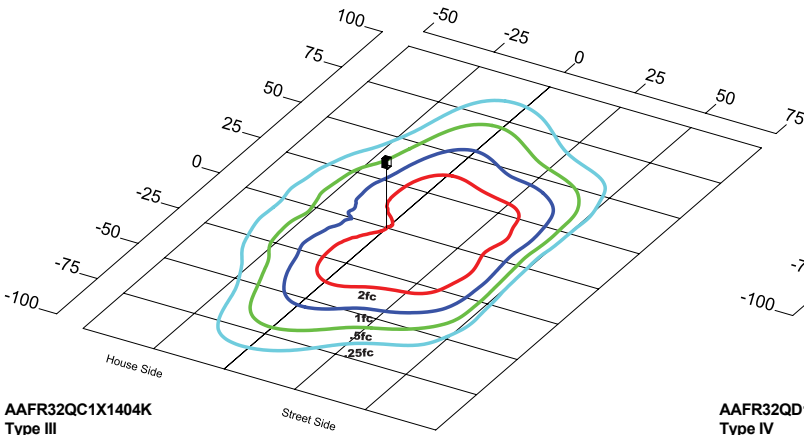
**Replacement Parts  
(Order Separately, Field Installed)**

P17117	Internal Microwave Sensor with Dimming for Mounting Heights of 8 to 40'. 120-277VAC, 50/60Hz
P17123	Internally Mounted Microwave On/Off Motion Sensor for Mounting Heights of 8' to 19', 120-277VAC, 50/60Hz

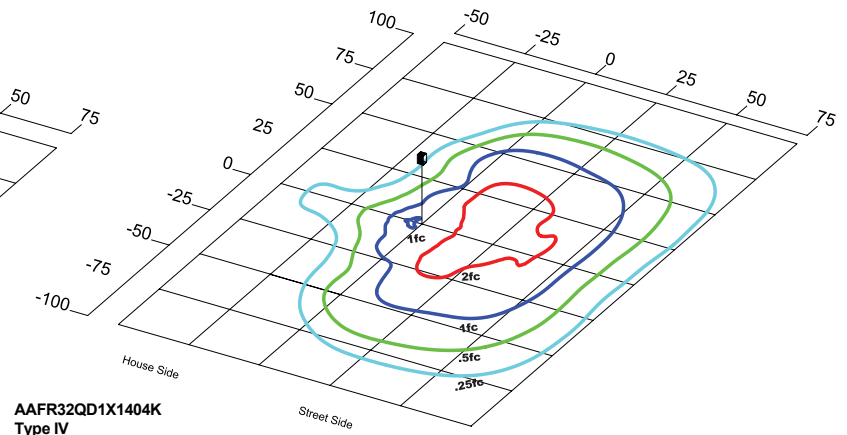
**EPA (Effective Projected Area)**

Configuration	EPA (Sq. Ft.)	Weight (Lbs.)
	1.00	29 Lbs

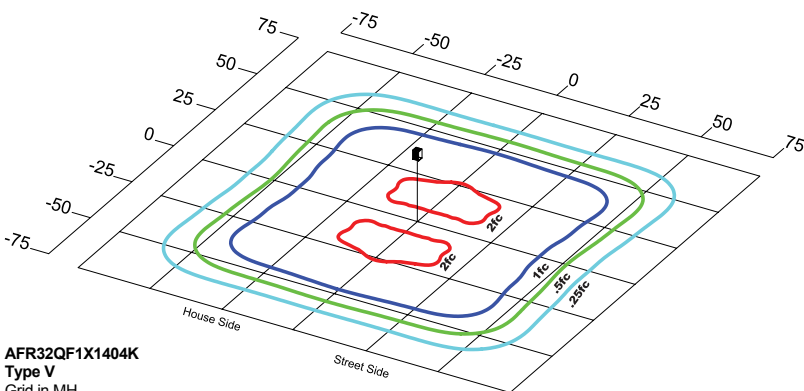
**Photometric Data**



**AAFR32QC1X1404K  
Type III**  
Grid in MH  
MH=25 Feet



**AAFR32QD1X1404K  
Type IV**  
Grid in MH  
MH=25 Feet



**AFR32QF1X1404K  
Type V**  
Grid in MH  
MH=25 Feet



Job Name: \_\_\_\_\_

Type: \_\_\_\_\_

Part #: \_\_\_\_\_

Notes: \_\_\_\_\_

**Photometric Performance**

LED Board Watts	Drive Current (mA)	Input Watts		Optics	AAFR31Q 4000 CCT 70 CRI					AAFR32Q 4000 CCT 70 CRI				
					Lumens	LPW	B	U	G	Lumens	LPW	B	U	G
EasyLED 37w	525	42	B	Type II Clear	5,111	122	1	0	1	4,723	113	1	0	1
			C	Type III Clear	5,132	122	2	0	2	4,742	113	1	0	1
			D	Type IV Clear	4,682	112	1	0	2	4,516	108	1	0	2
			F	Type V Clear	5,135	122	3	0	1	4,745	113	3	0	1
EasyLED 65w		74	B	Type II Clear	8,979	121	2	0	2	8,298	112	2	0	1
			C	Type III Clear	9,015	122	2	0	2	8,331	113	2	0	2
			D	Type IV Clear	8,226	111	2	0	3	7,933	107	2	0	3
			F	Type V Clear	9,021	122	3	0	2	8,336	113	3	0	2
EasyLED 100w		114	B	Type II Clear	13,814	121	2	0	2	12,766	112	2	0	2
			C	Type III Clear	13,869	122	3	0	3	12,817	112	3	0	3
			D	Type IV Clear	12,656	111	2	0	3	11,881	104	2	0	3
			F	Type V Clear	13,878	122	4	0	2	12,826	113	4	0	2
EasyLED 140w		159	B	Type II Clear	19,339	122	3	0	3	17,871	112	3	0	3
			C	Type III Clear	19,417	122	3	0	3	17,943	113	3	0	3
			D	Type IV Clear	17,717	111	3	0	4	16,392	103	3	0	3
			F	Type V Clear	19,430	122	4	0	2	17,955	113	4	0	2

**Projected Lumen Maintenance**

Data shown for 5000 CCT		Compare to MH				
TM-21-11	Input Watts	Initial	25,000 Hrs	50,000 Hrs	100,000 Hrs	Calculated LED Life
L70 Lumen Maintenance @ 25°C / 77°F	All wattages up to and including 159w	1.00	0.98	0.95	0.91	327,000
L70 Lumen Maintenance @ 50°C / 122°F		1.00	0.94	0.89	0.78	134,000
L80 Lumen Maintenance @ 40°C / 104°F		1.00	0.96	0.93	0.86	141,000