

## ACRUS Scottsdale® Legacy LED Canopy Luminaire



### FEATURES & SPECIFICATIONS

#### Construction

- Features a ultra-slim 11/16" profile die-cast housing, with flat clear tempered glass lens. Unit is water-resistant, sealed and IP66 rated. Integral designed heat sink does not trap dirt and grime, ensuring cool running performance over the life of the fixture.
- Standard color is white and is finished with DuraGrip® polyester powder coat process. DuraGrip withstands extreme weather changes without cracking or peeling.
- Luminaire assembly incorporates a pressure stabilizing vent breather to prevent seal fatigue and failure.

#### Optical System

- Features an array of select, mid-power, high brightness, high efficiency LED; 3000K, 4000K, 5000K color temperature, 80 CRI (nominal).
- Choice of Symmetric or Asymmetric distribution. Asymmetric provides a wider distribution pattern.
- Six Lumen Packages: 5,000, 9,000, 10,000, 13,000, 18,000 and 22,000 Lumens.

#### Hazardous Location

- Designed for lighter than air fuel applications. Product is suitable for Class 1 Divisions 2 only when properly installed per installation instructions.

#### Installation

- One-person installation.
- Retro panels are available for existing Encores as well as kits for recessed and 2x2 installations (see separate spec sheets). Support brackets are provided standard, to prevent sagging of deck.
- Installs in a 12" or 16" deck pan. Deckpenetration consists of a 4" hole, simplifying installation and water sealing. Unit is designed to quickly retrofit into existing Scottsdale (4") hole as well as openings for Encore and Encore Top Access and to reconnect wiring for the SC/ECTA without having to relocate the conduit.



#### Electrical

- High performance factory programmable driver features over-voltage, under voltage, short-circuit and over temperature protection with integral 6kV surge protection that meets IEEE C62.41.2 and ANSI C82.77-5 Location Category C Low standards. Custom lumen and wattage packages available.
- Additional field replaceable 10kV surge protection device that meets a minimum Category C Low operation (per ANSI/IEEE C62.41.2) is standard.
- Driver components are fully encased in potting for moisture resistance. Complies with IEC and FCC standards. 0-10 V dimming supplied standard with all drive currents.
- Die-cast aluminum, wet location rated driver/electrical enclosure is elevated above canopy deck to prevent water entry, provide easy "knock-out" connection of primary wiring and acts as the primary heatsink ensuring cool operation of internal components for longer life. Seals to optical housing via one-piece molded silicone gasket.
- Universal voltage power supply, 120-277 VAC, 50/60 HZ and 347-480 VAC, 50/60 HZ input.
- -40°C to 55°C (-40°F to 131°F) ambient operating temperature. (Varies based on lumen package and mounting style see performance data for specifics.)
- Minimum 60,000 to 100,000 hours depending upon the ambient temperature of the installation location (see performance data for specifics.)

### ORDERING GUIDE

Model	Distribution	Light Source	Drive Current	Color Temp	Input Voltage	Finish	Options	Accessory Information
ACRUS		LED					HL2	
LED Canopy Luminaire	SC - Symmetric AC - Asymmetric		SLW - Super Low Watt VLW - Very Low Watt LW - Low Watt SS - Super Saver HO - High Output VHO - Very High Output  Custom Lumen Packages	50 - 5,000K 40 - 4,000K 30 - 3,000K	UE - Universal Voltage (120 - 277V)  HV - High Voltage 347 - 480V	WHT - White BRZ - Bronze BLK - Black	Hazardous Location	354702 Retrofit RIC Cover Panel Blank (no holes) 1320540 Kit - Hole Plugs and Silicone (enough for 25 retrofits) 525946 Retrofit Panels - EC / ECTA / SCF to CRUS, for 16" Deck Panel 530281 Retrofit Panels - ECTA / SCF to CRUS, for 12" Deck Panel 357282 Retrofit 2x2 Cover Panel Blank (no holes)  1 - Consists of (25) 7/8" hole plugs, (100) 5/16" hole plugs and (1) tube of RTV



**Job Name:** \_\_\_\_\_

**Type:** \_\_\_\_\_

**Part #:** \_\_\_\_\_

**Notes:** \_\_\_\_\_

**Warranty**

- 5-year warranty

**Listings**

- UL and ETL listed to UL 1598, UL 8750 and other U.S. and International safety standards. Suitable for wet locations.
- DesignLights Consortium® (DLC) qualified product. Not all versions of this product may be DLC qualified.
- Meets Buy American Act requirements.
- IDA compliant with 3000K or lower color temperature.

**PERFORMANCE**

DELIVERED LUMENS											
Lumen Package	Distribution	3000K CCT			4000K CCT			5000K CCT			Wattage
		Delivered Lumens	Efficacy	BUG Rating	Delivered Lumens	Efficacy	BUG Rating	Delivered Lumens	Efficacy	BUG Rating	
VHO	SC	21301	140	B4-U0-G2	21835	144	B4-U0-G2	22697	150	B4-U0-G2	152
	AC	17355	114	B3-U0-G3	17799	117	B3-U0-G3	18502	122	B3-U0-G3	
HO	SC	17889	143	B3-U0-G1	18346	146	B3-U0-G2	19071	152	B4-U0-G2	125
	AC	14582	116	B3-U0-G2	14955	119	B3-U0-G2	15546	124	B3-U0-G2	
SS	SC	13113	141	B3-U0-G1	13449	144	B3-U0-G1	13980	150	B3-U0-G1	93
	AC	11468	123	B3-U0-G2	11761	126	B3-U0-G2	12226	131	B3-U0-G2	
LW	SC	10457	144	B3-U0-G1	10724	148	B3-U0-G1	11148	154	B3-U0-G1	73
	AC	9145	126	B2-U0-G2	9379	129	B2-U0-G2	9749	134	B2-U0-G2	
VLW	SC	8783	146	B3-U0-G1	9008	149	B3-U0-G1	9364	155	B3-U0-G1	60
	AC	7681	127	B2-U0-G1	7878	131	B2-U0-G1	8189	136	B2-U0-G1	
SLW	SC	5585	146	B2-U0-G1	5728	150	B2-U0-G1	5954	156	B2-U0-G1	38
	AC	4884	128	B1-U0-G1	5009	131	B1-U0-G1	5207	136	B1-U0-G1	

\*LEDs are frequently updated therefore values are nominal.

ELECTRICAL DATA (AMPS)							
Lumen Package	Wattage	120V	208V	240V	277V	347V	480V
VHO	152	1.27	0.73	0.64	0.55	0.44	0.32
HO	124	1.03	0.6	0.52	0.45	0.36	0.26
SS	92	0.77	0.44	0.38	0.33	0.27	0.19
LW	72	0.6	0.35	0.3	0.26	0.21	0.15
VLW	60	0.5	0.29	0.25	0.22	0.17	0.13
SLW	38	0.32	0.18	0.16	0.14	0.11	0.08

\*Electrical data at 25C (77F). Actual wattage may differ by +/-10%.

OPERATING TEMPERATURE		
LUMEN PACKAGE	MOUNTING	Max
VHO	Metal/Wood Canopy	45 C
HO	Metal/Wood Canopy	45 C
SS	Metal/Wood Canopy	55 C

Recommended Lumen Maintenance <sup>1</sup> CRUS VHO					
Ambient Temp C	Initial <sup>2</sup>	25k hr <sup>2</sup>	50k hr <sup>2</sup>	75k hr <sup>3</sup>	100k hr <sup>3</sup>
0 C	102%	97%	92%	88%	84%
10 C	102%	97%	92%	88%	84%
20 C	102%	97%	92%	88%	84%
25 C	102%	97%	92%	88%	84%
30 C	102%	97%	92%	88%	84%
40 C	101%	95%	90%	85%	80%
50 C	101%	94%	89%	83%	78%

Recommended Lumen Maintenance <sup>1</sup> CRUS SS					
Ambient Temp C	Initial <sup>2</sup>	25k hr <sup>2</sup>	50k hr <sup>2</sup>	75k hr <sup>3</sup>	100k hr <sup>3</sup>
0 C	102%	97%	92%	88%	84%
10 C	102%	97%	92%	88%	84%
20 C	102%	97%	92%	88%	84%
25 C	102%	97%	92%	88%	84%
30 C	102%	97%	92%	88%	84%
40 C	102%	97%	92%	88%	84%
50 C	101%	95%	91%	86%	82%

## PHOTOMETRICS

Luminaire photometry has been conducted by an accredited testing laboratory in accordance with IESNA LM-79-08. As specified by IESNA LM-79-08 the entire luminaire is tested as the source resulting in a luminaire efficiency of 100%.

### ACRUS-SC-SS-50

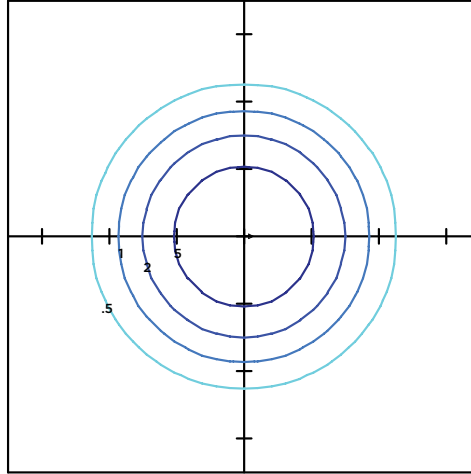
#### LUMINAIRE DATA

Type 5 Distribution	
Description	5000 Kelvin, 80 CRI
Delivered Lumens	13,980
Watts	93
Efficacy	150
IES Type	Type VS - Very Short
BUG Rating	B3-U0-G1

#### Zonal Lumen Summary

Zone	Lumens	%Luminaire
Low (0-30°)	3654.2	26%
Medium (30-60°)	7541.2	54%
High (60-80°)	2641.4	19%
Very High (80-90°)	143.2	1%
Uplight (90-180°)	0	0%
Total Flux	13980	100%

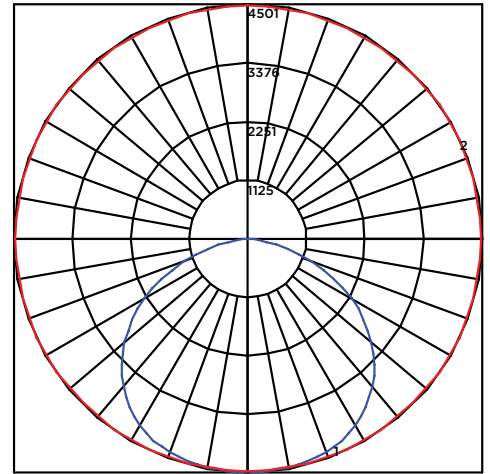
#### ISO FOOTCANDLE



15' Mounting Height/15' Grid Spacing

■ 5 FC ■ 2 FC ■ 1 FC ■ .5 FC

#### POLAR CURVE



### ACRUS-SC-SS-50

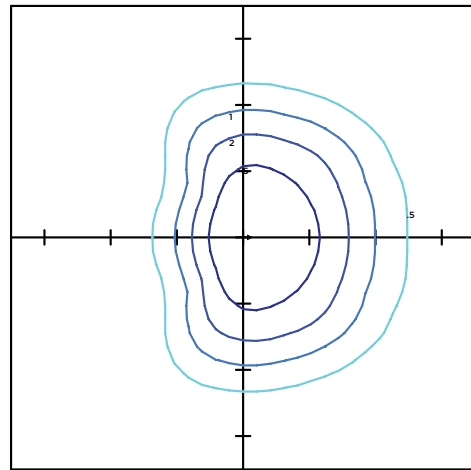
#### LUMINAIRE DATA

Type 3 Distribution	
Description	5000 Kelvin, 80 CRI
Delivered Lumens	12,226
Watts	93
Efficacy	131
IES Type	Type III, Very Short
BUG Rating	B3-U0-G2

#### Zonal Lumen Summary

Zone	Lumens	%Luminaire
Low (0-30°)	3240.3	27%
Medium (30-60°)	6245.5	51%
High (60-80°)	2594.6	21%
Very High (80-90°)	146.1	1%
Uplight (90-180°)	0	0%
Total Flux	12227	100%

#### ISO FOOTCANDLE



15' Mounting Height/15' Grid Spacing

■ 5 FC ■ 2 FC ■ 1 FC ■ .5 FC

#### POLAR CURVE

