

## EKH25Q

### AmberLED Small Bentley Kitty Hawk Area and Wall Light



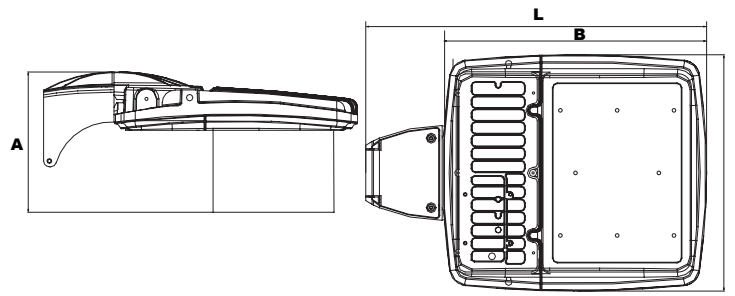
The LEPG AmberLED EKH25Q luminaire is available with horizontal cut-off mounting configurations and a shielded IES Type V distribution, and is certified by the Florida Fish & Wildlife Conservation Commission (FWC) for wildlife applications that are directly visible from the shore requiring monochromatic AMBER light. LEDs operate between 585 and 595 nm, greater than 560nm required by FWC. Typical applications include retail centers, hotels, residential, parks, schools and universities, office buildings and medical facilities. Mounting heights of up to 12 feet can be used based on light level and uniformity requirements.

#### Specifications and Features:

- Housing:** Die Cast Aluminum Housing and Front Frame, Integral Heat Sinking and Driver Compartment. Photocell Adaptable. Nickel-Plated Stainless Steel Hardware. Includes Full Baffle Required to Maintain FWC Certification.
- Listing & Ratings:**
- CSA:** Listed for Wet Locations, ANSI/UL 1598, 8750; IP66 Sealed LED Compartment.
- Finish:** Textured Architectural Bronze Powdercoat Finish Over a Chromate Conversion Coating. Custom Colors Available Upon Request.
- Lens:** Tempered Clear Flat Glass Lens
- Mounting Options:** Mounts with Kitty Hawk Arm, 2 3/8" Diameter Mounting Arm Adapter, or Easy Hang Wall Bracket (Factory Installed).
- AmberLED:** Aluminum Boards
- Wattage:** Array: 81w, System: 81.5w; (150-250w HID Equivalent.)
- Driver:** Electronic Driver, 120-277V, 50/60Hz or 347-480V, 50/60Hz; Less Than 20% THD and PF>0.90. Standard Internal Surge Protection 6kV. 0-10V Dimming Standard for a Dimming Range of 100% to 10%; Dimming Source Current is 150 Microamps.
- Controls:** Fixtures Ordered with Factory-Installed Photocell or Motion Sensor Controls are Internally Wired for Switching and/or 1-10V Dimming Within the Housing. Remote Direct Wired Interface of 1-10V Dimming is Not Implied and May Not Be Available, Please Consult Factory. Fixtures are Tested with LEPG Controls and May Not Function Properly With Controls Supplied By Others. Fixtures are NOT Designed for Use with Line Voltage Dimmers.
- Warranty:** 5-Year Warranty for -40°C to +50°C Environment.



Shown with "KA" Kitty Hawk Arm and "BF" Baffle.



#### Dimensions

<b>Width (D)</b>	13 1/2" (340mm)	<b>Length with Mount (L)</b>	<b>Kitty Hawk Arm (KA):</b> 19 1/4" (491mm) <b>Mounting Arm Adaptor (MA):</b> 19 1/8" (486mm) <b>Easy-Hang Wall Bracket (KHEH):</b> 16" (406mm)
<b>Length (B)</b>	15" (381mm)		
<b>Height (A)</b>	8 1/2" (219mm)		

#### Order Information:

Model	Optics	Wattage	Driver	CCT	Lens	Color	Mounting	Options	Shield
<b>Model</b> EKH25Q= AmberLED Small Bentley Kitty Hawk Area, Wall, and Flood Light	<b>Optics</b> F=Type V	<b>Wattage</b> 1X81=81w	<b>Driver</b> U=120-277V H=347-480V	<b>CCT</b> AM=Amber	<b>Lens</b> C=Standard Clear Flat Glass Lens	<b>Color</b> Z=Bronze C=Custom (Consult Factory)	<b>Mounting</b> KA=Kitty Hawk Arm MA= Mounting Arm Adapter EH=Easy-Hang Wall Bracket	<b>Options</b> SF=Single Fuse DF=Double Fuse SP=Surge Protection M1=Motion Sensor, IR for mounting heights of 20ft to 35ft M2=Motion Sensor, IR for mounting heights of 18ft or less R3=3-Pin Twist Lock Photocell Receptacle R5=5-Pin Twist Lock Photocell Receptacle R7=7-Pin ANSI C136.41—2013 Twist Lock Photocell Receptacle S23=Internal Microwave Sensor with dimming for mounting heights of 25' or less. (120-277V Only)	<b>Shield</b> BF=Baffle

**Mounting Options:**



**EKH25Q with Kitty Hawk Arm (KA)**

Kitty Hawk Die-Cast Mounting Arm, Bronze Powdercoat Finish, Includes Hardware. Mounts Directly to Square Poles.



**EKH25Q with Pole Mounting Arm Adaptor (MA)**

Die-Cast Adaptor for 2 3/4" Horizontal Mounting Arms, Bronze Powdercoat Finish, Includes Hardware.









**EKH25Q with Easy-Hang Bracket (EH)**

Die-Cast Easy-Hang Wall Bracket, Bronze Powdercoat Finish, Includes Hardware.

**EPA (Effective Projected Area)**

**Shown with Small Kitty Hawk Arm mounting.**

Configuration	EPA (Sq. Ft.)	Weight (Lbs.)	Configuration	EPA (Sq. Ft.)	Weight (Lbs.)	Configuration	EPA (Sq. Ft.)	Weight (Lbs.)	Configuration	EPA (Sq. Ft.)	Weight (Lbs.)
 1	1.08	17.5 Lbs	 2@180° Mount	2.15	35 Lbs	 3@90° Mount	2.37	52.5 Lbs	 4@90° Mount	2.37	70 Lbs
			 2@90° Mount	1.46	35 Lbs	 3@120° Mount	2.15	52.5 Lbs			

**Accessories & Replacement Parts:**



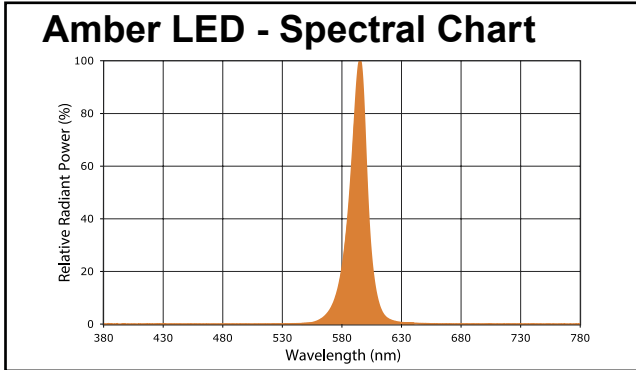
Mounting Accessories (Order Separately, Field Installed)	
KH20RPZ	Die-Cast Adaptor for 3" to 4" Round Poles, Bronze Powdercoat Finish. Use with KH25A Kitty Hawk Mounting Arm only.
KH20WMZ	Die-Cast Wall Mount Adaptor, Bronze Powdercoat Finish. Use with KH25A Kitty Hawk Mounting Arm only.
PTSB1SZ	Single Pole Tenon Spoke Bracket, 2 3/4" Horizontal Mounting Arm, Bronze Powdercoat Finish, Includes Hardware.
PTSB290SZ	Twin Pole Tenon Spoke Bracket, 2 3/4" Horizontal 90° Mounting Arms, Bronze Powdercoat Finish, Includes Hardware.
PTSB2180SZ	Twin Pole Tenon Spoke Bracket, 2 3/4" Horizontal 180° Mounting Arms, Bronze Powdercoat Finish, Includes Hardware.
PTSB390SZ*	Triple Pole Tenon Spoke Bracket, 2 3/4" Horizontal 90° Mounting Arms, Bronze Powdercoat Finish, Includes Hardware.
PTSB3120SZ*	Triple Pole Tenon Spoke Bracket, 2 3/4" Horizontal 120° Mounting Arms, Bronze Powdercoat Finish, Includes Hardware.
PTSB490SZ*	Quad Pole Tenon Spoke Bracket, 2 3/4" Horizontal 90° Mounting Arms, Bronze Powdercoat Finish, Includes Hardware.

Accessories (Order Separately, Field Installed)	
P18131	Twist Lock Non-Shorting (Open) Cap Disconnects Service to Fixture for Temporary or Permanent Disabling (Fixture Always Off). IP65, 480V Maximum.
P18132	Twist Lock Shorting Cap Provides Fixed Service to Fixture (Fixture Always On). IP65, Rated Load 7200w Tungsten.
P18140	110-120VAC Instant Twist Lock Photocell
P18142	105-287VAC Instant Twist Lock Photocell
P18150	120VAC Time Delay Twist Lock Photocell
P18152	277VAC Time Delay Twist Lock Photocell
P18156	120-277VAC Universal Twist Lock Photocell
P18157	480VAC Time Delay Twist Lock Photocell. For 480V use only.
ACCHSG1Z	Die Cast Accessory Housing for Installing Sensors or Other Lighting Controls, Bronze Powdercoat Finish
ACCHSG3	Bronze Polycarbonate Housing for Installing Sensors, Includes Sensor Bracket and Gasket.

Replacement Parts (Order Separately, Field Installed)	
KH25GL	Tempered Clear Flat Glass Lens.
KH25AZ	Kitty Hawk Die-Cast Mounting Arm, Bronze Powdercoat Finish, Includes Hardware. Mounts Directly to Square Poles.
ALMAAZ	Die-Cast Adaptor for 2 3/4" Horizontal Mounting Arms, Bronze Powdercoat Finish, Includes Hardware.
KHEHZ	Die-Cast Easy-Hang Wall Bracket, Bronze Powdercoat Finish, Includes Hardware.
P17117	Internal Microwave Sensor with Dimming, 120-277VAC, 50/60Hz. See P17117 Specification Page for Details.

\*Non-stock item. Consult factory for lead time.

**Photometric Data**



**Photometric Performance**

				Amber LEDs	
LED Board Watts	Drive Current (mA)	Input Watts	Optics	Lumens	LPW
AmberLED 81w	525	82	Type V	2,607	32

**Projected Lumen Maintenance**

Data shown for Amber LEDs		Compare to MH					
TM-21-11	Input Watts	Initial	25,000 Hrs	50,000 Hrs	100,000 Hrs	Calculated L70@ 25°C	
L70 Lumen Maintenance @ 25°C / 77°F	82	1.00	0.98	0.97	0.93	429,000	
TM-21-11	Input Watts	Initial	25,000 Hrs	50,000 Hrs	100,000 Hrs	Calculated L70@ 50°C	
L70 Lumen Maintenance @ 50°C / 122°F	82	1.00	0.97	0.94	0.88	259,000	
TM-21-11	Input Watts	Initial	25,000 Hrs	50,000 Hrs	100,000 Hrs	Calculated L80@ 40°C	
L80 Lumen Maintenance @ 40°C / 104°F	82	1.00	0.97	0.95	0.90	195,000	

**NOTES:**

1. Projected per IESNA TM-21-11. Data references the extrapolated performance projections for the 525mA base model in a 25°C ambient, based on 10,000 hours of LED testing per IESNA LM-80-08.
2. Compare to MH box indicates suggested Light Loss Factor (LLF) to be used when comparing to Metal Halide (MH) systems.